



Leavers

C A T A L O G U E

2017

“Welcome to the 2017 Aurora + Cloke leavers range. Commemorate your final year in style, with a top quality garment, decorated with your choice of embellishment. Create your 'class of 2017' unique classics, that you'll treasure for years to come.”

Contents

Super heavyweight hoodies - Premium 400	5
Heavyweight hoodies - 360 series	6
Standard hoodies - 300 series	8
Pocketless hoodie	10
Contrast zip hoodie	10
Midweight hoodies - Edge series	11
Performance hoodies	12
Sleeveless hoodies	13
Letterman jackets	14
Retro Bomber jacket	15
Crewneck sweatshirts	16
Trackpants	18
T-Shirts	19
Long sleeve T-shirts	20
Branding ideas	21

CUSTOMIZE YOUR CLOKE

After a truly unique look?
We can customize any Cloke hoodie
by adding a coloured hood lining
and/or drawcord.



Super Heavyweight

HOODIES



HHI - PREMIUM PULLOVER HOODIE

Adults	XS	S	M	L	XL	XXL	3XL	Kids	10	12	14
½ chest	54	56	58	61	64	68	72	½ chest	46	49	51



navy



black



royal

Heavyweight 400gsm hoodies in 80% cotton. Pre-shrunk and anti-pill. Brushed inside for comfort, and featuring twin needle stitching and bar-tacks in stress areas.



ZHH - PREMIUM ZIP HOODIE

Adults	XS	S	M	L	XL	XXL	3XL	Kids	10	12	14
½ chest	54	56	58	61	64	68	72	½ chest	46	49	51



navy



black

Heavyweight

360 HOODIES



Heavyweight 360gsm hoodies in 80% cotton. Pre-shrunk and anti-pill. Brushed inside for comfort, and featuring twin needle stitching and bar-tacks in stress areas.



TMP MENS / TWP WOMENS - 360 PULLOVER HOODIE

Mens	XS	S	M	L	XL	XXL	3XL	5XL	Womens	8	10	12	14	16	18
½ chest	50	53	56	59	62	65	68	74	½ chest	46	49	51	54	56	59



black



navy



red



dark
grey



grey
marle



coffee

Heavyweight

360 ZIP HOODIES



Heavyweight 360gsm hoodies with a high quality metal zip in 80% cotton. Pre-shrunk and anti-pill. Brushed inside for comfort, and featuring twin needle stitching and bar-tacks in stress areas.



TMZ MENS / TWZ WOMENS 360 ZIP HOODIE

Mens	XS	S	M	L	XL	XXL	3XL	5XL	Womens	8	10	12	14	16	18
½ chest	50	53	56	59	62	65	68	74	½ chest	46	49	51	54	56	59



black



navy



red



dark
grey



grey
marle



coffee

Standard

300 HOODIES



HSI STANDARD PULLOVER HOODIE

Standard 300gsm hoodies in 60% cotton. Huge colour and size range. Pre-shrunk and anti-pill. Brushed inside for comfort, and featuring twin needle stitching and bar-tacks in stress areas.



FGH WOMENS STANDARD HOODIE

Adults	XS	S	M	L	XL	XXL	3XL	5XL*	7XL*	Kids	2*	4*	6	8	10	12	14
½ chest	54	56	58	61	64	68	72	77	85	½ chest	34	37	40	43	46	49	51

Womens	8	10	12	14	16	18
½ chest	45	48	50	53	55	58



Standard

300 HOODIES

280-300gsm poly/cotton fabric. Pre-shrunk, low pill. Lined hood with raglan sleeves.




ZHI 300 ZIP HOODIE

Adults	XS	S	M	L	XL	XXL	3XL	Kids*	6	8	10	12	14
½ chest	54	56	58	61	64	68	72	½ chest	41	44	47	49	52



FHI WOMENS 300 ZIP HOODIE

Womens	8	10	12	14	16	18
½ chest	45	48	50	53	55	58



Contrast Cord

HOODIES



At last, a hoodie without a pocket!
Yip that's by design – perfect for
HUUUGE front artwork.
Great for matching to t-shirts too
– no longer do you need to have a
big print on the tee and a little one
on the hoodie


Pair a white zip and drawcord
together - voila - instant fashion.



*Kids sizes in black and navy only

PRH POCKETLESS PRINTER HOODIE

Adults	XXS	XS	S	M	L	XL	XXL	3XL
½ chest	48	51	54	57	60	63	66	69



black navy

CZH CONTRAST ZIP HOODIE

Adults	XS	S	M	L	XL	XXL	3XL	5XL	Kids*	6	8	10	12
½ chest	51	54	57	60	63	66	69	75	½ chest	39	42	45	48



black navy charcoal grey marle royal

Midweight

280 EDGE HOODIES



Midweight 280gsm hoodies with a unlined hood for printing in 50% cotton. Pre-shrunk and anti-pill. Brushed inside for comfort, and featuring twin needle stitching and bar-tacks in stress areas, comes with a flat drawcord.

This classic look is 50% cotton and 280gsm. It includes side seams for a better fit, tape in shoulder seams, twin needle top stitch detail and flat drawcord with folded/sewn ends



EHP EDGE PULLOVER HOODIE

Adults	XS	S	M	L	XL	XXL	3XL	5XL	Kids*	6*	8*	10	12	14
½ chest	54	56	59	61	64	68	72	77	½ chest	40	43	46	49	52



*Kids 6.8 in Black, Navy only.

CPH CONTRAST PULLOVER HOODIE

Adults	XXS	XS	S	M	L	XL	XXL	3XL
½ chest	52	54	56	59	61	64	68	72



Performance HOODIES



XTH PERFORMANCE HOODIE

Adults	S	M	L	XL	XXL	3XL	5XL	Kids	6	8	10	12	14
Half chest	54	57	60	63	66	69	75	Half chest	39	42	45	48	51



270gsm polyester performance fabric
Quick drying and breathable
Moisture wicking technology
Brushed inside for comfort
Grey hood lining, drawcord and stitching detail
Cord management for music player

Midweight 280gsm hoodie in poly/cotton fabric. Soft, brushed inside for warmth and comfort. Featuring contrast hood, panels and drawcord. Match a colour combination to your school.



MPH - MATCHPACE HOODIE

Adults	XS	S	M	L	XL	XXL	3XL	5XL	Kids	6	8	10	12	14
½ chest	54	56	58	61	64	68	72	77	½ chest	39	42	45	48	51



Sleeveless HOODIES



280-300gsm poly/cotton sleeveless hoodie. Lined hood with drawcord. Kangaroo pocket.

360gsm sleeveless hoodies with high quality metal zip. 80% cotton, pre-shrunk and anti-pill.



SLH SLEEVELESS 300 PULLOVER HOODIE

Unisex	XS	S	M	L	XL	XXL	3XL	Kids	12	14
½ chest	54	56	58	61	64	68	72	½ chest	49	51



SMZ MENS /SWZ WOMENS 360 ZIP SLEEVELESS

Mens	S	M	L	XL	XXL	Womens	10	12	14	16
½ chest	53	56	59	62	65	½ chest	49	51	54	56



Letterman

JACKETS



HLM HOODED LETTERMAN

Adults XXS XS S M L XL XXL 3XL
 ½ chest 47 50 53 56 59 62 65 68



Heavy striped rib and hood makes for a striking fashion statement. Front pockets, re-inforced shoulders and seams. 280gsm poly/cotton fabric. Unisex fit.

The classic varsity look. Reinforced shoulders and seams. 280gsm poly/cotton. Front pockets and comes in a unisex fit.



LMJ LETTERMAN JACKET

Adults XXS XS S M L XL XXL 3XL
 ½ chest 47 50 53 56 59 62 65 68



Retro Bomber

JACKET



The Retro Bomber is pre-shrunk, anti-pill and pre-washed for a vintage effect. Heavy 360gsm, 80% cotton fabric. Full zip with front pockets



RBJ RETRO BOMBER JACKET

Adults XXS XS S M L XL XXL 3XL

½ chest 47 50 53 56 59 62 65 68



black



navy

Crewneck

SWEATSHIRTS



Standard 300gsm crewneck has a rib neckband, twin-needle stitching and re-inforced shoulder seams. Soft brushed inside and a classic fit.




Heavyweight 360gsm crew in 80% cotton. Soft, brushed inside for warmth and comfort. Twin-needle stitching and re-inforced shoulder seams for durability.



CSI STANDARD 300 CREW NECK SWEAT

Adults	S	M	L	XL	XXL	3XL	5XL	Kids	4	6	8	10	12	14
½ chest	55	58	61	64	68	72	78	½ chest	37	40	43	46	49	52

*5XL not available in royal. Limited colours in kids size 4.



TCR 360 CREW NECK SWEAT

Adults	XS	S	M	L	XL	XXL	3XL	5XL
½ chest	50	53	56	59	63	67	71	77



Crewneck

TWO TONE

Midweight 300gsm crew in poly/cotton fabric. Soft, brushed inside for warmth and comfort. Featuring contrast stitching and neck detail for extra wow-factor.



TTC TWO-TONE CREW

Adults	XXS	XS	S	M	L	XL	XXL	3XL
½ chest	47	50	53	56	59	63	67	71



Trackpants

CAMPUS & CLASSIC



CMP CAMPUS SWEATPANTS

Adults	S	M	L	XL	XXL	3XL
fit waist	84	90	96	102	108	114



navy



black



grey
marle

Featuring a slimmer cut than our other track pants, The Campus Sweatpant is destined to be your new favourite.

The classic combination of comfort and style makes these equally at home on the street or in your lounge.

The classic sweatpants are brushed inside for comfort, with top-stitching and re-inforced seat seam for strength.

Side pockets and elasticated waist with drawcord.



TPI CLASSIC SWEATPANTS

Adults	S	M	L	XL	XXL	3XL
fit waist	84	90	96	102	108	114



navy



black



grey
marle


Fashion

T-SHIRTS



T101 OUTLINE TEE

Adults: S M L XL 2XL 3XL 5XL 7XL* Kids: 6 8 10 12 14
 Half Chest: 48 52 56 60 64 68 76 84 Half Chest: 36.5 39 41.5 44 46.5




Tight knit fabric for superior printability and handfeel.
 Side seams to prevent twisting
 Shoulder to shoulder reinforcing tape
 Twin-needle stitching on body and sleeve hems



T201 SILHOUETTE TEE

Womens: 8 10 12 14 16 18 20*
 Half Chest: 43 46 49 52 55 58 61



Fashion

LONG SLEEVE T-SHIRTS



The heavyweight Template Tee. Form meets function.

- ✓ Unisex long sleeve Tee
- ✓ 100% cotton, 200gsm, pre-shrunk
- ✓ Tight knit for superior printability and handfeel
- ✓ Side seams for better fit and to prevent twisting
- ✓ Shoulder to shoulder reinforcing tape
- ✓ Contemporary unisex fit



T03 TEMPLATE T-SHIRT

Adults: S M L XL 2XL 3XL 5XL

Half Chest: 48 52 56 60 64 68 76



white



grey
marle



black

Branding ideas



Branding ideas





AURORA | **CLOKE**